



DRPT Monthly Director's Report

May 2026



Growing Ridership & Relationships

- **Statewide Transit**
 - February 2026 ridership was 11.4 million, up six percent from February 2025. See slide 8 for more details
- **Virginia Breeze**
 - February 2026 ridership was nearly 4,400, up one percent from the previous February. See Slide 10 for more details
 - The Virginia Breeze is a partner of the Virginia 250 Celebration and will be increasing services and offering sales to transport people to the festivities throughout the state. DRPT is encouraging our transit partners to join as partners
- **Transit Service Delivery Advisory Committee**
 - TSDAC met on May 12 to continue discussions regarding proposed policy changes to the statewide operating assistance formula and discuss policy options for the Transit Ridership Incentive Program. The next meeting is scheduled for June 2
- **Industry Engagement**
 - As part of TSDAC's review of the MERIT operating program, DRPT conducted four cohort workshops to solicit input from transit operators on the metrics being considered
 - Two workshops (Large Urban NOVA and Large Urban Rest of Virginia) were held on April 23 and two workshops (Small Urban and Rural) were held on April 28
 - Almost every transit agency in the Commonwealth attended as well as representatives from TSDAC, Virginia Transit Association, and Community Transportation Association of Virginia
 - DRPT received questions about the operating review process and used the time to help answer these questions and provide better clarity on the concepts being proposed
 - Staff has scheduled additional cohort workshops the week of May 18 to solicit additional input as the work with TSDAC progresses; and hosting sessions at the Virginia Transit Association conference on May 19-20 in Fredericksburg

DRPT in the News

Public Engagement

- **DRPT Virtual SYIP Hearing**

- DRPT will host an [all-virtual Six-Year Improvement Program meeting on May 27th at 5:30pm](#), in addition to attending the nine construction district meetings. Board members are welcome to attend!

- **Try Transit Week featured in Global Impact Report**

- The Association of Community Transportation's 2025 Global Impact Report, which reviews the annual impact of Transportation Demand Management on a global scale, highlighted the return of DRPT's *Try Transit Week* promotion campaign in September 2025
- The Try Transit Week campaign promoted commuting by transit and supports Virginia's transit agencies
- The one-week campaign generated nearly 600,000 impressions and led to an increase in transit trips taken

- **May Bike Month Challenge**

- In May, DRPT launched the inaugural Bike Month Challenge, a statewide competition encouraging residents to log bike rides throughout May using the **ConnectingVA app**, with cities competing for the highest number of rides
- The initiative is driven by mayors who challenge rival cities and rally residents through public outreach and social engagement

Celebrating our Partners

Milestones from Across the Commonwealth

- **April 1:** Bay Transit launched expanded its Bay Transit Microtransit to New Kent County
- **April 13:** Arlington Transit launched its pilot microtransit service, MICRO
- **April 17:** DRPT joined WMATA and local officials to celebrate the topping-out of the Crystal City Metro Station Eastern Entrance project
- **April 22:** DRPT attended OmniRide's Northern Virginia Community College's bus shelter ribbon cutting



Looking to the Future

Upcoming General Assembly Studies

- **WMATA Efficiency Reporting***
 - DRPT will study WMATA cost savings and cost efficiency efforts; October 15 report deadline
- **Streamlining Bus Services***
 - DRPT shall evaluate the feasibility of consolidating Alexandria DASH, Fairfax Connector, Arlington Transit, and Fairfax CUE into one regional bus system; November 1 report deadline
- **Private Companies & Public Transportation Services**
 - DRPT will convene a stakeholder workgroup and conduct analysis to inform implementation of legislation requiring equivalent compensation under certain circumstances; December 1 report deadline
- **Funding Opportunities for Transit-Oriented Development**
 - DRPT will conduct a statewide review to plan, promote, and identify opportunities for TOD; December 15 deadline report

Transforming Rail in Virginia

Virginia Passenger Rail Authority Updates

- **Virginia Passenger Rail Authority Board of Director meets May 21 in Alexandria**
- **Long Bridge Project**
 - On the North Package, crews are installing micropiles, which is the first step to the foundations of the future rail bridge over Maine Avenue SW
 - In March and April, the South Package contractor installed four test piles in strategic locations to ensure a strong, reliable foundation for the new rail bridge
 - The contractor is planning a Mount Vernon Trail detour route to go into effect in late May 2026 thru 2030
 - The trail will remain open to cyclists and pedestrians throughout the project. Trail users should expect periodic crossings of equipment where the trail meets the construction access road. Flaggers will be present to help keep bikers and pedestrians safe
- **Alexandria Station/King & Commonwealth Bridges (VRE-led)**
 - Construction on a temporary platform began in April to allow two platform passenger boarding edges during construction activities
 - The contractor will begin major bridge work in May to install jump spans, which will enable the construction of wider abutments for the new bridges. These activities are scheduled for three weekends in May. These will have operational impacts at Alexandria Station as well as traffic and pedestrian detours at King St and Commonwealth Ave
 - Extensive public outreach is taking place, including a Community Advisory Group meeting, a special online public meeting, a VRE “Meet the Management” event at the station, and a presentation at the Rosemont Civic Association meeting
- **New River Valley Passenger Rail Project**
 - The contractor has begun pouring concrete for the high-level boarding platform. Construction is also progressing on the soldier pile lagging wall, which runs the length of Depot Street. The project team is coordinating on relocations of electrical, communications, and sewer utilities

Transform Rail 2.0

DRPT Rail Updates

- **Virtual Statewide Rail Plan Meeting**

- On [June 1](#), DRPT will host a virtual public meeting for the Statewide Rail Plan. Stakeholder meetings will follow, with dates to be determined
- These meetings will share information about the rail planning process, along with initial survey results, and will engage with the public and stakeholders on rail preferences, strategies, and habits

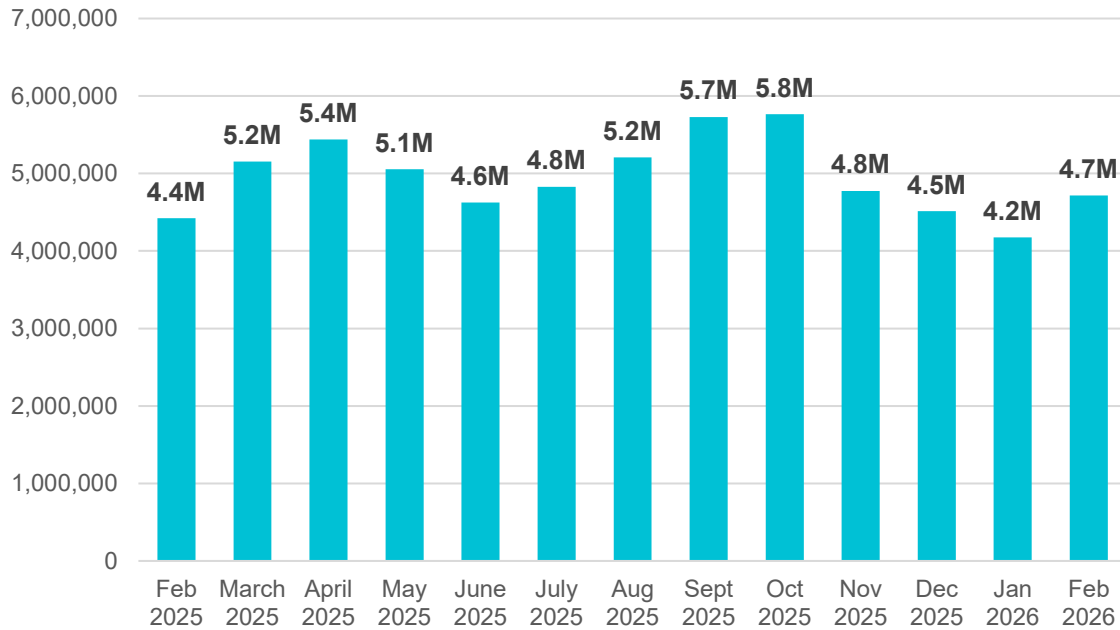
- **Innovating Rail Data**

- DRPT Rail Planning is developing a Rail Linear Referencing System (LRS) to better integrate rail data and connect to VDOT's roadway data system
- A LRS uses routes and mileposts rather than traditional coordinates (latitude and longitude) to quickly overlay large datasets like speed, volume, condition, investments, and incidents onto the network
- It will allow quick referencing of discrepancies between railroad and FRA mileposts as well as pulling VDOT data at all highway-road crossings

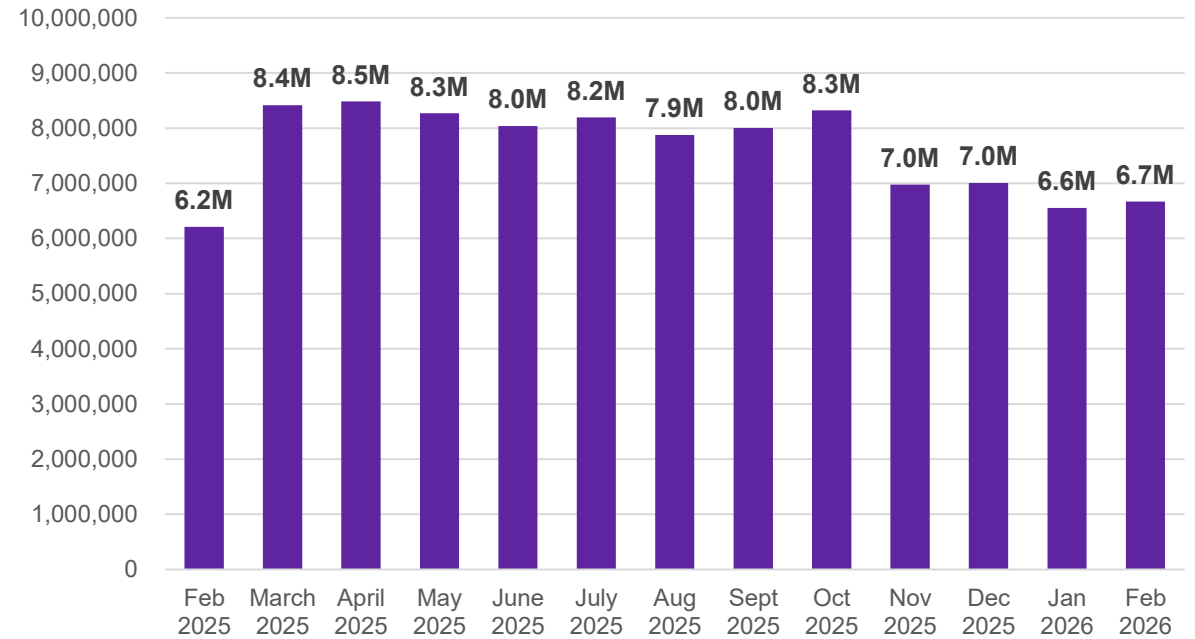
Statewide Transit Ridership

Past 13-months

Statewide Transit Ridership – February 2025 to February 2026



Virginia Agencies (incl. VRE)



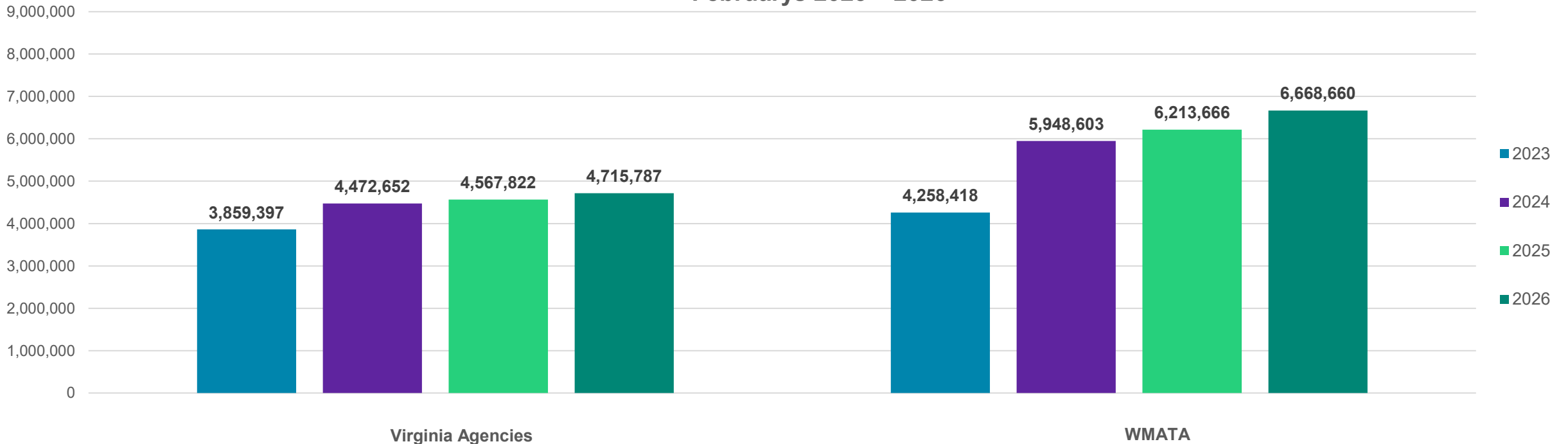
WMATA

Agencies	Feb 2025	March 2025	April 2025	May 2025	June 2025	July 2025	Aug 2025	Sept 2025	Oct 2025	Nov 2025	Dec 2025	Jan 2026	Feb 2026	Total
Virginia Agencies	4,422,149	5,155,217	5,437,004	5,053,320	4,624,290	4,826,487	5,208,249	5,729,123	5,765,456	4,774,932	4,513,370	4,175,539	4,715,787	59,978,774
WMATA	6,213,666	8,418,575	8,483,804	8,272,850	8,038,628	8,197,440	7,877,904	8,005,759	8,320,907	6,977,427	7,005,271	6,551,481	6,668,660	92,818,706
Total	10,635,815	13,573,792	13,920,808	13,326,170	12,662,918	13,023,927	13,086,153	13,734,882	14,086,363	11,752,359	11,518,641	10,727,020	11,384,447	152,797,480

*Last 12 Months

Statewide Ridership Comparison

Ridership Comparison: Year-to-Year
Februarys 2023 – 2026



Mode	2023	2024	2025	2026	2026 vs 2023	2026 vs 2024	2026 vs 2025
Virginia Agencies	3,859,397	4,472,652	4,567,822	4,715,787	22%	5%	3%
WMATA	4,258,418	5,948,603	6,213,666	6,668,660	57%	12%	7%
Total	8,117,815	10,421,255	10,781,488	11,384,447	40%	9%	6%

Virginia Breeze Ridership

Past 13 months

In February 2026, ridership on VA Breeze routes totaled 4,377 which was:

- 153% higher than original estimates, and
- 1% higher than February 2025

In February 2026, the VA Breeze contributed to a reduction of 145 metric tons of CO₂ equivalent emissions.

Valley Flyer:

- Ridership – 2% lower than February 2025
- Farebox Rev. – 3% lower than February 2025

Piedmont Express:

- Ridership – 15% higher than February 2025
- Farebox Rev. – 19% higher than February 2025

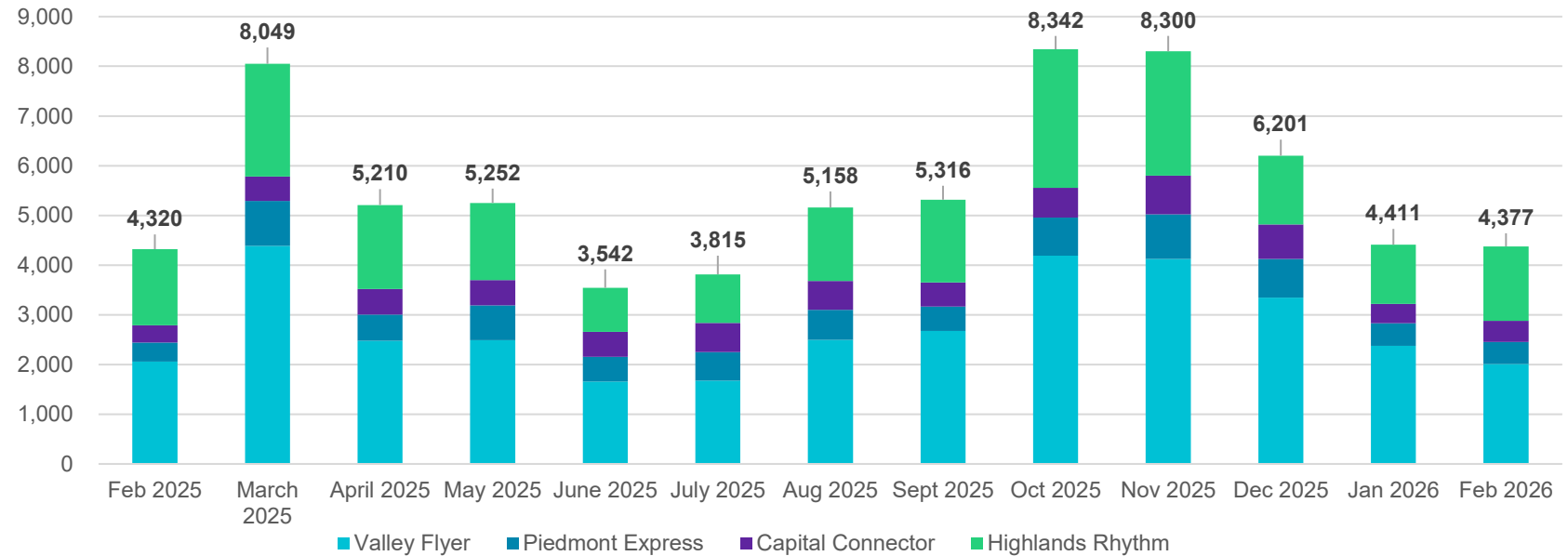
Capital Connector:

- Ridership – 23% higher than February 2025
- Farebox Rev. – 28% higher than February 2025

Highlands Rhythm:

- Ridership – 2% lower than February 2025
- Farebox Rev – 1% lower than February 2025

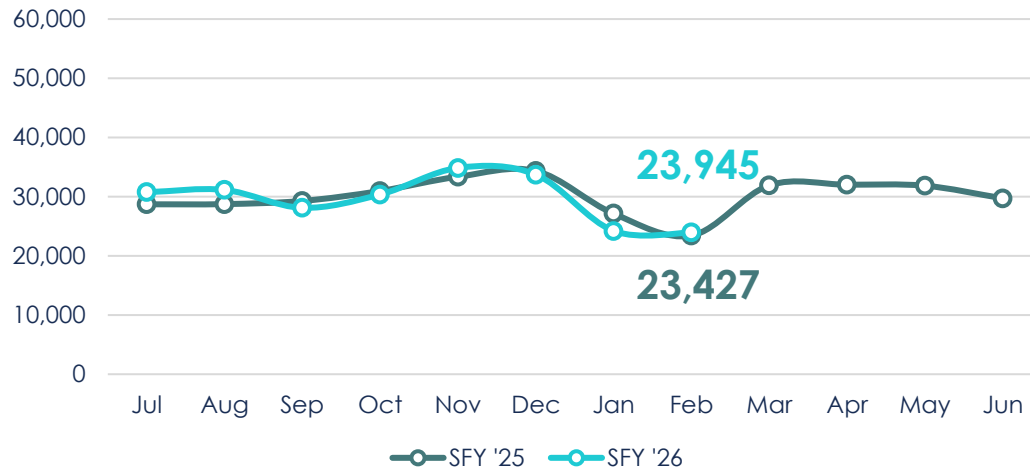
Virginia Breeze Ridership by Route – February 2025 to February 2026



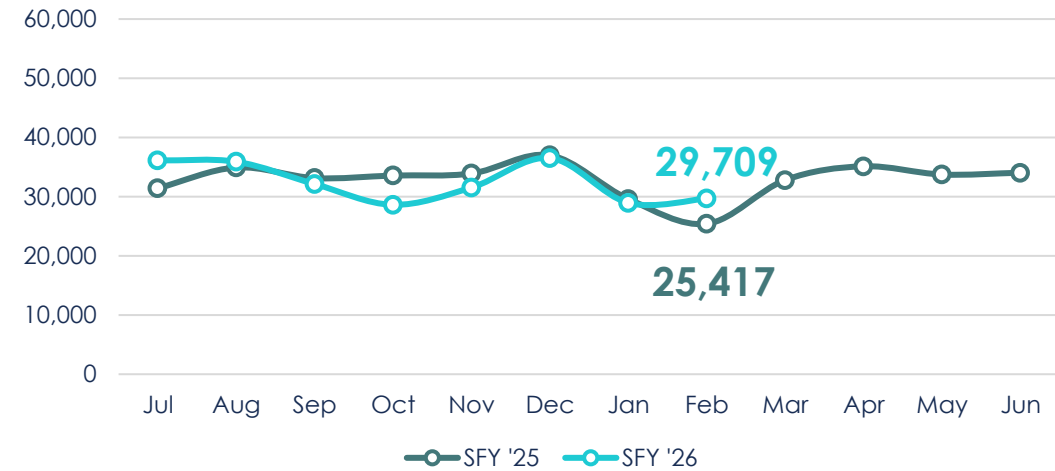
Route	Feb 2025	March 2025	April 2025	May 2025	June 2025	July 2025	Aug 2025	Sept 2025	Oct 2025	Nov 2025	Dec 2025	Jan 2026	Feb 2026	Total
Valley Flyer	2,057	4,385	2,475	2,489	1,655	1,675	2,493	2,676	4,189	4,124	3,344	2,377	2,012	33,894
Piedmont Express	384	908	531	702	499	577	606	490	767	895	781	451	440	7,647
Capital Connector	345	490	513	508	504	585	581	484	598	778	694	389	424	6,548
Highlands Rhythm	1,534	2,266	1,691	1,553	884	978	1,478	1,666	2,788	2,503	1,382	1,194	1,501	19,884
All Routes	4,320	8,049	5,210	5,252	3,542	3,815	5,158	5,316	8,342	8,300	6,201	4,411	4,377	67,970 <small>*Less 1 month</small>

Virginia-Supported Monthly Ridership SFY '26 vs. SFY '25

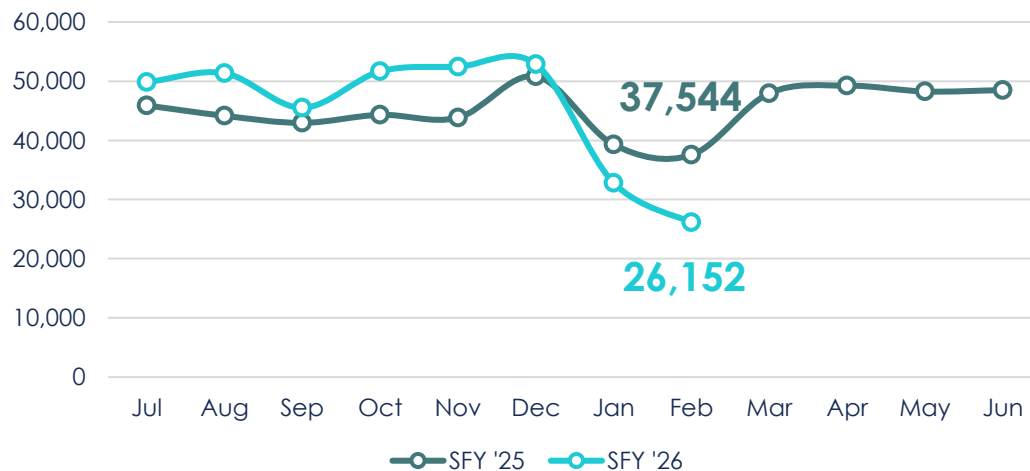
Route 46: Roanoke (+2.2%)



Route 47: Newport News (+16.9%)



Route 50: Norfolk (-30.3%)



Express Buses



Note: Route ridership subject to Amtrak data finalization. To be reported in a future EDR appendix.

Winter storms Gianna and Hernando canceled four trains.

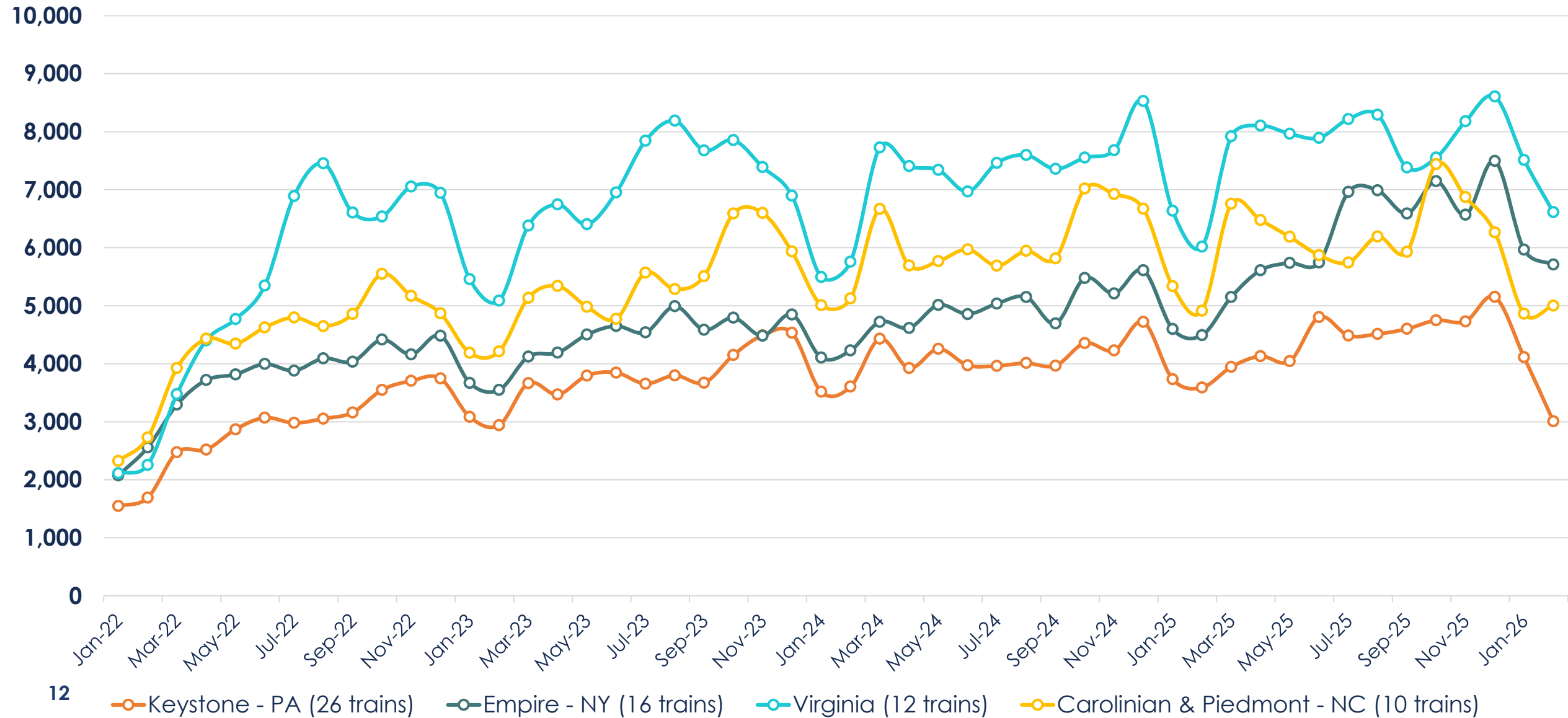
One day of reduced operations due to storm clean up.

Express Bus chart displays Hampton Roads trips.

Next month, it will also include RVA area express buses.

Virginia & Comparable State-Supported Service Ridership

Normalized: Monthly Ridership ÷ Daily Trains





Follow Us

DRPT.Virginia.gov

Stay Connected on Social Media

