



Virginia Department of Rail and Public Transportation

# Annual Budget Fiscal Year 2023




# TABLE OF CONTENTS

Summary of Programs.....3

Annual Budget Statement.....18



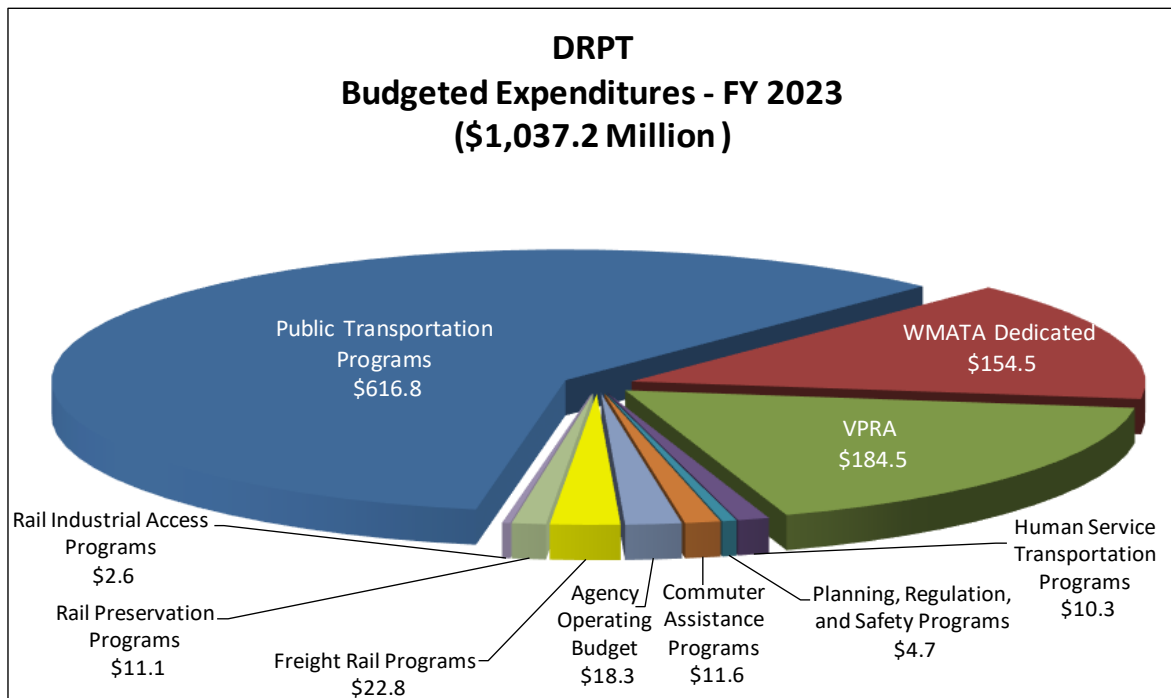
# SUMMARY OF PROGRAMS



## Summary of FY 2023 Budget

In FY 2023, DRPT will invest \$1,037.2 million in state, federal, and local resources towards improving public transportation and rail capacity across the Commonwealth of Virginia. The overwhelming majority of these funds are directed to a variety of recipients, including public transportation providers, local and regional government entities, freight railroads, and the Virginia Passenger Rail Authority (VPRA). The VPRA was established in section §33.2-288.B. of the Code of Virginia to oversee passenger rail projects within the Commonwealth including the state-supported Amtrak service. The VPRA receives ongoing funding from DRPT of 93% of the estimated revenues of the Commonwealth Rail Fund, which is estimated at \$184.5 million for FY2023.

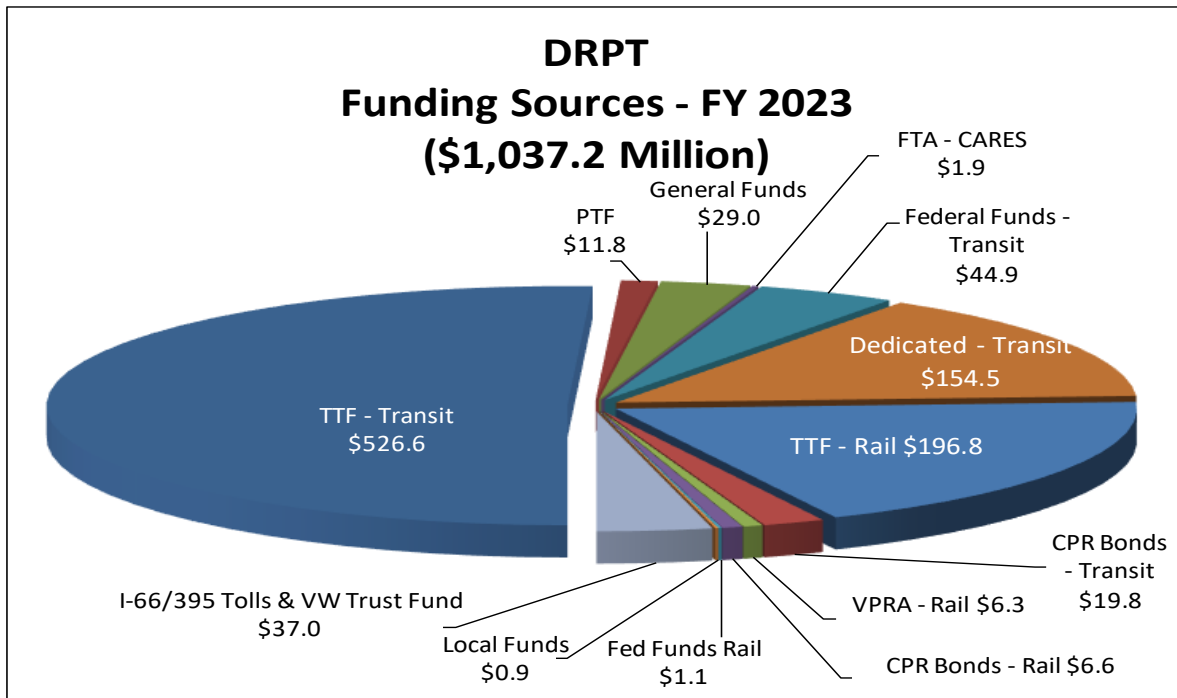
Expenditures for FY 2023 are estimated to be \$5.8 million less than FY 2022. This is primarily due to implementing Code of Virginia allocation percentages in FY 23 and adjusting CTB Directed funding which caused a \$64.3 million decrease to WMATA Assistance, offset by increases due to the mid-year FY 2022 uplift in revenues. Additional detail is included in the specific program sections of this document.



The chart depicts the FY 2023 DRPT budget across the agency’s service areas and the newly created Virginia Passenger Rail Authority (VPRA). The budgeted expenditures for each are discussed in more detail later in this report.

The chart below depicts the source of funds for DRPT’s annual budgeted expenditures. It is not based on the annual estimated revenues for each funding source; rather, the funding source is derived from over 2,000 projects included in the

cash flow projections used to estimate the budgeted expenditures. Additional information concerning the DRPT FY 2023 funding sources can be found on page 20.



## FY 2023 Service Area Budget Highlights

### Agency Operating Budget

The DRPT program management and administrative budget increased 4.6% or \$0.8 million. Revenues increased so DRPT has elected to use only 3.5% of the Rail Preservation Fund and Commonwealth Rail Fund, and 3.9% of the Commonwealth Mass Transit Fund in FY 2023 for project oversight. Over the past several years, the transit programs managed by DRPT have grown significantly as have the associated revenues. This growth has been accompanied by increased demand by the General Assembly for accountability over the funds in these programs. The agency’s operating budget will be used to develop and expand the program oversight requested by the General Assembly related to state transit funding.

The nature of the large-scale projects that DRPT now manages is highly diverse in their scope and service, changing dramatically over the last 15 years. Examples of these projects include the following: The Virginia Breeze Intercity Bus, WMATA oversight, transit way improvements related to the Amazon headquarters arrival, transit facility design and construction oversight, Dulles Corridor Metrorail, as well as I-95 and I-81 freight rail corridor programs.

DRPT is also currently completing studies on future transportation demand management (TDM) strategies in the heavily congested I-66 and I-395 corridors. This focuses on measuring person throughput (rather than vehicle) and redirects toll revenue collected on highways to critical transit projects.

The Appropriations Act authorizes the Commonwealth Transportation Board (CTB) to approve up to 5.0% per year of the Commonwealth Mass Transit Fund (§33.2-1526), Rail Preservation Fund (§33.2-1602), and the revenues allocated to the Department from the Commonwealth Rail Fund (§33.2-1526.4) to be used to support the DRPT costs of project development, project administration, and project compliance.

In FY 2023, it is forecast that \$18.3 million of the revenues of these funds will be used to support the programs' ongoing administrative costs. A complete list of these estimated administrative costs is included in the footnotes of the budget statement at the end of this document. Despite the increase in demands on the agency, the DRPT operating budget still only represents 1.8% of the \$1,037.2 million of total funds administered.

## Public Transportation Programs

The state funding for Public Transportation is comprised of revenues from the Commonwealth Mass Transit Fund (CMTF) and the Commonwealth Transit Capital Fund (CTCF). Effective July 1, 2020, HB 1414 adopted numerous structural changes to the transportation funding system in the Commonwealth. Most state transportation revenues are directed to the Commonwealth Transportation Fund and the Highway Maintenance and Operating Fund, which are administered by the Virginia Department of Transportation (VDOT). Revenues are then disbursed from the Commonwealth Transportation Fund to the Transportation Trust Fund and then distributed to meet the varying transportation needs of different modes of transportation. The CMTF receives 23% of the Transportation Trust Fund. This structure allocates the net impact of upturns and downturns in specific revenues so no one mode is adversely affected.

Chapter 854 of the 2018 Acts of Assembly established a separate allocation for the Washington Metropolitan Area Transit Authority (WMATA) and set allocation percentages for our Operating, Capital, and Special programs in FY 2019 and beyond. It is important to note that these bills did not create additional transportation revenues. Instead, they built on the new revenues generated by HB 2313 in 2013 by changing the distribution of existing revenues.

Beginning in FY 2021, these funds were distributed in accordance with the *Code of Virginia* and specific Appropriations Act language as follows:

- Up to 5.0% of the CMTF to support costs of project development, project administration, and project compliance (current Appropriation Act language)
- \$2.0 million (current Appropriation Act language) of the MTTF for state safety oversight
- \$1.5 million (current Appropriations Act language) of the MTTF for paratransit capital projects and enhanced transportation services for the elderly and disabled

The remaining funds are allocated by statute (§33.2-1526.1) with a minimum of 27.0% for state operating assistance grants, 18.0% awarded as capital assistance grants, 46.5% for distribution to WMATA for capital purposes and operating assistance, 6.0% for the Transit Ridership Incentive Program (TRIP) and the balance of up to 2.5%


awarded as special projects grants, subject to CTB approval. Item 436.P of Chapter 56 of the 2020 Special Session I of the Virginia Acts of Assembly gives the CTB flexibility in applying these percentages to keep revenue streams relatively stable to maintain the project's current schedule from FY 2020 for each program, but no later than FY 2024.

The CTCF is made up of the CPR bonds authorized under Chapter 896 of the 2007 Acts of Assembly allocated to transit capital. The major revenue source for these bond authorizations is the tax on insurance premiums. Beginning in FY 2019, these bond funds completed the 10-year period under the original bond authorization and the \$60 million annual amount available ended. Current year allocations of these funds represent monies deobligated from prior year projects.

By the close of FY 2021 when the WMATA state of good repair funding grant ended, the state transit capital assistance program lost an additional \$50 million of annual bond funding. However, section §33.2-1526.1.B of the Code of Virginia allocates up to \$50 million off the top of the CMTF starting in FY 2022 for the WMATA State of Good Repair program.

In 2018, the General Assembly directed the CTB to develop a separate prioritization process for state of good repair projects and major expansion projects. The process for state of good repair projects is based upon transit asset management principles, including federal requirements for Transit Asset Management pursuant to 49 U.S.C. § 5326 while the process for major expansion projects is based on Smart Scale factors. Over 85% of the transit capital program has historically been utilized for maintenance of existing assets, which highlights the importance of finding a solution to this problem.

The FY 2023 SYIP allocation of the state transit revenues for public transportation is depicted in the following chart. This chart represents FY 2023 SYIP allocations only, which vary from the budgeted amounts in this report due to the timing of expenditures versus allocations of funds. For more information, reference Note 1 on page 21.



The FY 2023 allocation of \$699.8 million of state transit revenues in the SYIP represents a decrease of \$152.3 million from \$852.1 million in the FY 2022 SYIP (as revised for \$210.9 million of mid-year uplift of revenues).

As compared to the FY 2022 SYIP (revised for the mid-year uplift in revenues), capital projects decreased \$83.8 million. There was an increase in large bus purchases and facility construction in FY 2022 following a period of reduced capital needs in FY 2021 due to the Covid-19 pandemic and an increase in FY 2022 in capital allocations due to the mid-year revenue uplift. Transit Operating Assistance increased \$3.2 million from FY 2022 due to an increase in revenue estimates. WMATA Assistance decreased \$64.3 million due to implementing Code of Virginia allocation percentages in FY 23 and adjusting CTB Directed funding. In FY 2022 the General Assembly made up to \$32.4 million of proceeds from Item 447.10 of the Biennial Budget available to bring the WMATA Dedicated funds to the annual commitment level of \$154.5 million. With the mid-year FY 2022 revenue uplift, it was estimated that only \$3.4 million of these proceeds will be needed to cover the shortfall in FY 2022, and it is estimated that the remainder of \$29.0 will be allocated to supplement operating expenses in NOVA through NVTC in FY 2022. These funds are budgeted to be spent in the first quarter of FY 2023. WMATA Assistance includes an allocation of \$50.0 million of CMTF funding, which was funded from bond proceeds prior to FY 2022, to match the federal funds WMATA is receiving under the federal state of good repair program.

Public Transportation Operating Funds

The budgeted amounts in this report include anticipated expenditures on all of the projects and grants that DRPT manages for FY 2023, not just amounts allocated in FY 2023 by the CTB above. The budgeted FY 2023 transit operating expenditures are \$215.1 million or an increase of \$20.4 million from FY 2022. This includes \$1.9 million of CARES Act funding from the FTA for rural transit agencies with no matching requirements that replaced operating funds with a 50% local match requirement.



Section §33.2-1526.1 of the *Code of Virginia* provides that the Commonwealth Transportation Board (CTB) shall allocate 27.0% of the Commonwealth Mass Transit Fund to support operating costs of transit providers and that the CTB shall establish service delivery factors, based on effectiveness and efficiency, to guide the relative distribution of such funding. Such measures and their relative weight shall be evaluated every three years.

The Department of Rail and Public Transportation (DRPT) has worked in consultation with the Transit Service Delivery Advisory Committee (TSDAC) and other stakeholders to develop the necessary policies and procedures to implement a performance-based state transit operating allocation. The TSDAC adopted the following policy objectives to guide their deliberations: promoting fiscal responsibility, incentivizing efficient operations, supporting robust transit service, rewarding higher patronage, promoting mobility, supporting a social safety net, and utilizing data that exists for all agencies.

The CTB adopted the allocation policy for transit operating funding for FY 2023 based on performance factors as follows:

System Sizing Metrics:

Bus Systems:

- Operating Cost (50%)
- Ridership (30%)
- Revenue Vehicle Hours (10%)
- Revenue Vehicle Miles (10%)

Commuter Rail Systems:

- Passenger Miles Traveled (33%)
- Revenue Vehicle Hours (33%)
- Revenue Vehicle Miles (33%)

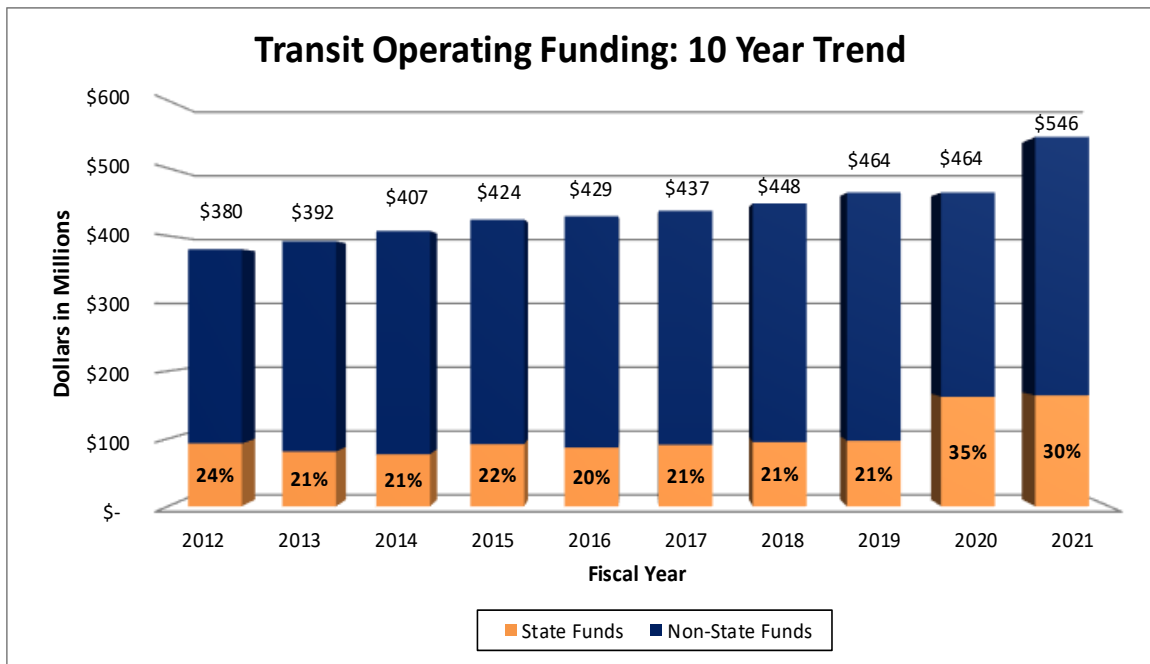
Performance Adjustment:

All Systems:

- Passengers per Revenue Vehicle Hour (20%)
- Passengers per Revenue Vehicle Mile (20%)
- Operating Cost per Revenue Vehicle Hour (20%)
- Operating Cost per Revenue Vehicle Mile (20%)
- Operating Cost per Passenger (20%)

In order to ensure an even distribution of funding, the share of state operating assistance is to be capped at 30% of an agency's operating cost. A one-time exception was made when mid-year FY 2022 revenue collections were significantly higher than estimates and the State allocated 35% of agency operating costs. Unallocated balances remaining after applying the cap are run through the performance based formula to ensure full allocation of the available operating funding. Agencies that receive an increase in state assistance as a result of the performance based formula are encouraged to invest the increased allocation into sustaining and expanding service options.

The overall state share of transit operating expenditures for FY 2023 is 30.0%, which is a decrease of 5.0% from prior year. DRPT allocated \$1.9 million of Federal Cares funding for Operating that is not included in the chart below. The following chart provides a history of the state’s participation in the cost of transit operations in the Commonwealth. Prior years in the chart have been restated to exclude operating payments made to WMATA. In FY 2019 and beyond funding for WMATA operating and capital are reported as WMATA Assistance funds.



### Public Transportation Capital Funds

Section §33.2-1526.1 of the *Code of Virginia* provides that the CTB shall allocate 18.0% of the Commonwealth Mass Transit Fund for capital purposes distributed utilizing the transit capital prioritization process established by the Board pursuant to Section 33.2-214.4 of the *Code of Virginia*. Capital program grants from the CMTF are funded based on the total cost of the project. Effective July 1, 2019, capital projects are prioritized in three different categories:

**State of Good Repair (SGR):** capital projects or programs to replace or rehabilitate an existing asset. SGR is based on transit asset management principles, including federal requirements for Transit Asset Management. Projects are prioritized based on asset condition score and service impact score.

**Minor Enhancement (MIN):** Projects or programs to add capacity, new technology, or a customer enhancement meeting the following criteria:

- Project cost is up to \$2 million, OR

- For expansion vehicles, a minor enhancement entails a fleet increase of no more than 5 vehicles or less than 5% of the fleet size, whichever is greater.

Minor enhancement projects are prioritized solely on service impact scores.

**Major Expansion (MAJ):** Projects or programs that add, expand, or improve service with a cost exceeding \$2 million or for expansion vehicles, an increase of greater than 5 vehicles or 5% of fleet size, whichever is greater. Projects are prioritized based on the following SMART SCALE factors:

- Congestion Mitigation
- Economic Development
- Accessibility
- Safety
- Environmental Quality
- Land Use

In FY 2023, the budget for public transportation capital expenditures is \$120.5 million, which is an increase of \$10.5 million from FY 2022. This increase is mainly attributable to the adverse effect of the Coronavirus on the ability of transit agencies and localities to fund and engage in longer-term capital projects in FY 2020 and FY 2021, and a mid-year uplift in revenues in FY 2022. The projects that will be supported by these funds and the applicable federal funds managed by DRPT are summarized on the following chart:

<b>Public Transportation Capital Projects for FY 2023</b>						
	Replacement Transit Vehicles	Expansion Transit Vehicles	Vehicles for Elderly & Disabled Services	Service Support Vehicles	Transit Facility Construction or Renovation	Transit Facility Planning or Design
Bristol District	14	0	0	2	0	0
Culpeper District	0	0	3	2	0	2
Fredericksburg District	5	0	6	0	0	0
Hampton Roads District	26	2	14	6	1	0
Lynchburg District	9	0	3	4	1	0
Northern Virginia District	50	4	0	4	4	0
Richmond District	20	0	3	3	0	0
Salem District	19	1	11	1	0	0
Staunton District	14	2	13	0	0	0
Multi - District	17	1	0	0	1	0
<b>Statewide Totals</b>	<b>174</b>	<b>10</b>	<b>53</b>	<b>22</b>	<b>7</b>	<b>2</b>

## Public Transportation Special Program Funds

Section §33.2-1526.1 of the *Code of Virginia* provides that the CTB shall allocate 2.5% of the Commonwealth Mass Transit Fund for special programs. The Special Programs budget is estimated at \$8.6 million for FY 2023. These funds are used to award discretionary grants for ridesharing, public transportation promotion, operation studies, technical assistance projects, as well as programs that enhance the provision and use of public transportation services.

## Public Transportation Ridership Incentive

Section §33.2-1526.1 of the *Code of Virginia* provides that the CTB shall allocate 6.0% of the Commonwealth Mass Transit Fund for the Transit Ridership Incentive Program established pursuant to Section §33.2-1526.3 of the *Code of Virginia*. The Board shall establish the Transit Ridership Incentive Program (the Program) to promote improved transit service in urbanized areas of the Commonwealth with a population in excess of 100,000 and to reduce barriers to transit use for low-income individuals.

Due to the adverse effects of the Coronavirus on revenues, Item 430.P of Chapter 1289 of the 2020 Virginia Acts of Assembly gives the CTB flexibility in applying these percentages to keep revenue streams relatively stable from FY 2020 for each program. The FY 2023 budget includes \$21.8 million to support projects such as free fare programs which is an increase of \$13.3 million from FY 2022.

## WMATA Assistance Funds

The budgeted state assistance provided to WMATA decreased \$64.3 million mainly due to implementing Code of Virginia allocation percentages in FY 23 and adjusting CTB Directed funding. Section §33.2-1526.1 of the *Code of Virginia* provides that the Commonwealth Transportation Board (CTB) shall allocate 46.5% of the Commonwealth Mass Transit Fund to the Northern Virginia Transportation Commission for distribution to WMATA for capital purposes and operating assistance. In FY 2018 and prior years, WMATA received a share of the funds available for the operating and capital assistance based on program allocation guidance. Under the new process, greater oversight responsibility is required of the Northern Virginia Transportation Commission for these state funds dedicated to WMATA.

## **Commuter Assistance Programs**

The Commuter Assistance Programs budget of \$11.6 million includes \$5.6 million of CMTF funds for FY 2023 to support Transportation Demand Management (TDM) projects. The budget also includes Federal Highway Administration (FHWA) funds of \$4.1 million and the related state match of \$1.9 million for projects included in the VDOT SYIP that DRPT will administer, such as the Arlington County Commuter Services program, Hampton Roads Transit TRAFFIX program, Telework, RideFinders, and various Transportation Management Plans.

The TDM program is a discretionary grant program that provides state funds to support up to 80% of the costs of TDM projects and other special projects that are

designed to reduce single-occupant vehicle travel. These funds are used to support vanpooling, ridesharing, and marketing and promotional efforts across the Commonwealth that encourage travel in shared ride modes. The distribution of grants for FY 2023 is shown in the following table.

<b>Commuter Assistance Projects for FY 2023</b>			
	Transportation Demand Management Agencies	Special TDM Projects	Total
Bristol District	0	0	0
Culpeper District	2	3	5
Fredericksburg District	5	1	6
Hampton Roads District	2	0	2
Lynchburg District	1	0	1
Northern Virginia District	8	11	19
Richmond District	1	4	5
Salem District	3	4	7
Staunton District	2	2	4
Multi - District	0	0	0
<b>Statewide Totals</b>	<b>24</b>	<b>25</b>	<b>49</b>

### **Human Service Transportation Programs**

The Human Service Transportation Programs budget is estimated at \$10.3 million for FY 2023. Human service transportation programs are operated by local government social service agencies or private non-profit human service agencies for the benefit of their clients. These clients are elderly or disabled individuals and economically disadvantaged children who are enrolled to receive publicly funded social services.

Human service transportation differs from public transportation in that it is designed to serve the very specific needs of human service agency clients and in most cases, service is restricted to the clients of those agencies who often have no other transportation service available to them. It is not open to the general public. The funding for this program comes from the Federal Transit Administration (\$7.8 million), local provider match (\$0.8 million), CPR bond proceeds (\$0.9 million), and CMTF funds for enhanced transportation services for the elderly and disabled (\$0.8 million). The breakdown by district of the 53 vehicles purchased through this program is included in the Public Transportation Capital Projects table on page 11.

## Planning, Regulation, and Safety Programs

DRPT's FY 2023 budget includes \$4.7 million estimated expenditures for Planning, Regulation, and Safety Programs, which include long-term planning and regional corridor studies. The budget for these programs consists of the FTA 5303/5304 planning funds of \$4.2 million and CMTF state match allocations of \$0.5 million.

## WMATA Dedicated Funds

Chapter 854 of the 2018 Acts of Assembly established the WMATA Capital Fund. It also established a Restricted and Non-Restricted account within the WMATA Capital Fund. Monies in the Restricted Account may be used for capital purposes other than for the payment of, or security for, debt service on bonds or other indebtedness of WMATA. Monies in the Non-Restricted account may be used for capital purposes including the payment of debt service on bonds or other indebtedness. The expected revenues budgeted to the Dedicated WMATA Capital Fund are estimated at \$154.5 million for FY 2023. In FY 2022, DRPT allocated \$32.4 million of additional funds per Item 447.10 of the Biennial Budget to bring WMATA Dedicated funds to the FY 2021 level of \$154.5 million. Due to the revenue uplift in mid-year FY 2022, it is estimated that \$29.0 million of these funds will not be needed to supplement WMATA Dedicated funding in FY 2022 and will instead be used by NVTC in the first quarter of FY 2023 to offset public transit operating costs in NOVA.

### Restricted Account – (capital purposes excluding debt service)

The underlying revenues come from local recordation tax and statewide motor vehicle rental tax. For FY 2023, DRPT is allocating \$31.3 million that will be accounted for in the Restricted Account.

### Non-Restricted Account – (capital purposes including debt service)

The underlying revenues come from regional gas taxes, grantor's taxes, transient occupancy tax, local taxes, or other contributions from Northern Virginia local jurisdictions and a supplement from the CMTF.

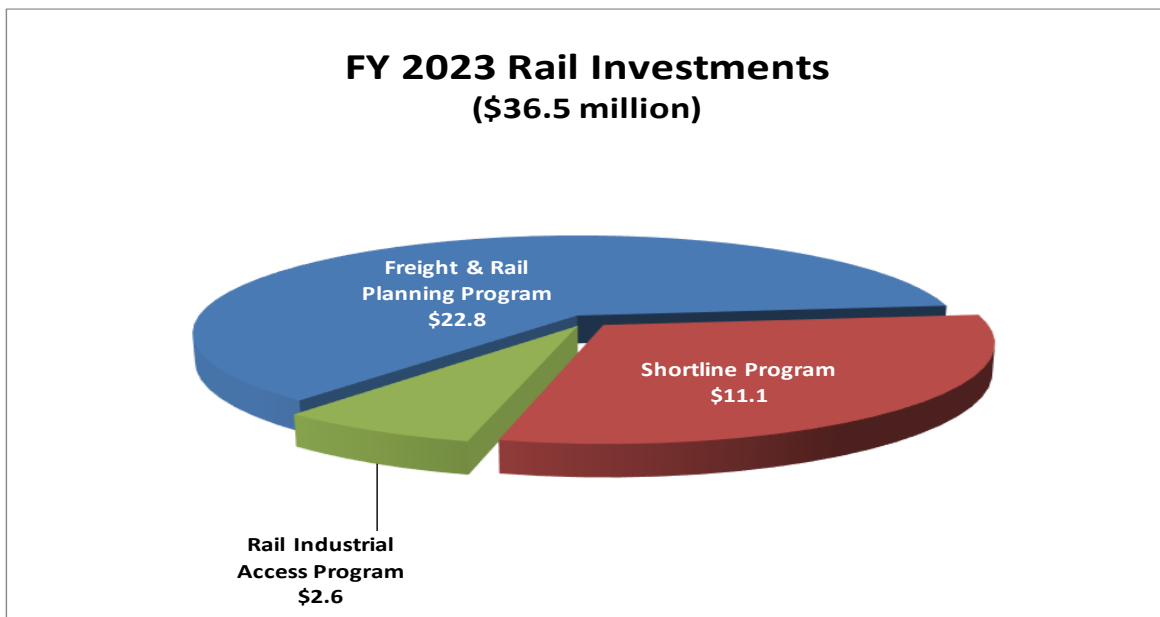
This funding is contingent on Maryland and the District of Columbia taking action to provide dedicated funding to WMATA. The percentage of funding provided by the Commonwealth shall be proportional to the amount of funding provided by the District of Columbia and Maryland relative to their respective share of WMATA funding each fiscal year.

## Rail Programs

DRPT's FY 2023 budget for all rail service areas is \$36.5 million of funding for freight and rail planning, shortline preservation, and rail industrial access programs. In prior years, DRPT administered passenger rail projects within the State including the state-supported Amtrak service. In FY 2021, the Virginia Passenger Rail Authority (VPRA) was established to oversee passenger rail projects within the State including intercity passenger service.

Effective July 1, 2020, the VPRA and the Commonwealth Rail Fund came into existence pursuant to Section §33.2-1526.4 of the *Code of Virginia*. The new legislation implemented numerous structural changes to the transportation funding system in the Commonwealth. Most state transportation revenues are directed to the Commonwealth Transportation Fund and the Highway Maintenance and Operating Fund. Revenues are then disbursed from the Commonwealth Transportation Fund to the Transportation Trust Fund and then distributed to meet the varying transportation needs of different modes of transportation. The Commonwealth Rail Fund receives 7.5% of the Transportation Trust Fund. This structure consolidates the net impact of upturns and downturns in specific revenues. This serves to mitigate the year-to-year impacts on the revenue streams of the various modes of transportation. In FY 2021, the Commonwealth Rail Fund replaced the IPROC and Rail Enhancement funds with 93% of the fund going to the VPRA while 7% of the funds are retained by DRPT to support freight and rail planning projects.

The distribution of anticipated expenditures falls into three categories as displayed in the following chart:



Funding for DRPT's rail programs is supported through eight federal, state and local funding sources:

#### Federal

- Federal Railroad Administration (FRA) grant funds of \$1.1 million;

#### State

- Commonwealth Rail Fund of \$1.9 million;
- Transportation Capital Projects Revenue (CPR) Bond funds of \$6.6 million;
- Shortline Railway and Development funds of \$9.8 million;
- VDOT Transfers of \$8.1 million;
- VPRA Transfers of \$6.3 million;
- Rail Industrial Access (RIA) funds of \$2.6 million; and
- Local Match of \$0.1 million.

#### Transportation Bond Funds

Chapter 896 of the 2007 Acts of Assembly provides for CPR bonds to be issued annually with a minimum of 4.3% of the proceeds going to either the Rail Enhancement Fund or the Shortline Railway Preservation and Development Fund. The final bond allocation for rail was made in FY 2018. For FY 2023, budgeted expenditures from prior year's bond proceeds are expected to be \$6.6 million for freight rail infrastructure improvements and improvement to the tracks of shortline railroads.

#### **Rail Preservation Program**

As part of the Rail Preservation Program, the Shortline Railway Preservation and Development Fund will support 12 projects for Virginia's shortline railroads in FY 2023. These Rail Preservation projects consist primarily of bridge and track upgrades, yard improvements, siding enhancements, and tie and rail replacement, as well as the related ballast, tamping, and surfacing of existing rail lines operated by the shortline railroads in Virginia. These projects are funded through the annual Transportation Fund allocation and related interest revenues, and the CPR bonds.

The Department of Rail and Public Transportation may use up to \$4 million of the 7% share of the Commonwealth Rail Fund for the purposes of the Shortline Railway Preservation and Development Fund pursuant to §33.2-1526.4.

#### **Rail Industrial Access Program**

This program funds the construction of industrial access railroad tracks for the purpose of connecting industries to the rail network and creating jobs. These projects are funded through the Commonwealth Transportation Fund as they are approved by the CTB.



## **Planning and Freight Rail Program**

DRPT is the state agency responsible for rail planning and the freight rail program in the Commonwealth. Every four years, the Federal Railroad Administration requires states to submit an updated State Rail Plan. This is required in order for Virginia to be eligible for federal rail funding. DRPT also works closely with the two major Class I railroads operating in Virginia concerning freight projects and shortline railroads. Virginia's Class I railroads, shortline railroads, and the Port of Virginia are typical recipients of grants.

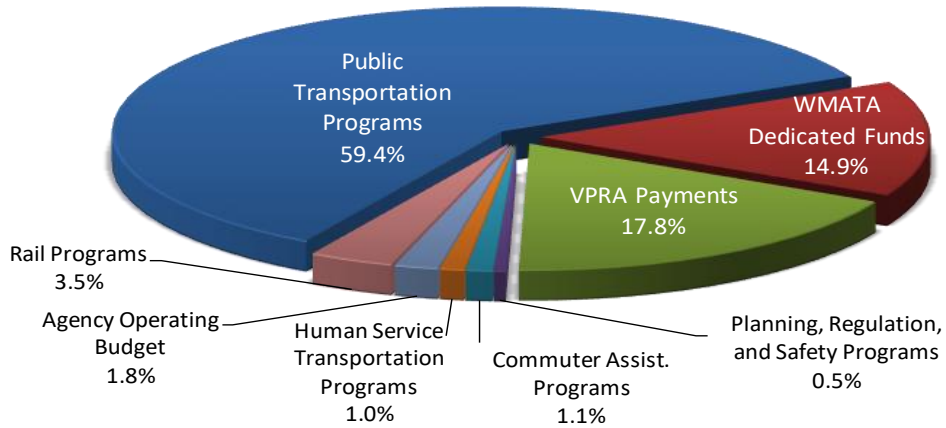
## **Virginia Passenger Rail Authority**

The VPRA was established in section §33.2-288.B. of the Code of Virginia to oversee passenger rail projects within the Commonwealth including the state-supported Amtrak service. The VPRA receives ongoing funding from DRPT of 93% of the estimated revenues of the Commonwealth Rail Fund, which is estimated at \$198.4 million for FY 2023. In FY 2023, \$184.5 million of annual revenues of the Commonwealth Rail Fund will be distributed to the VPRA.

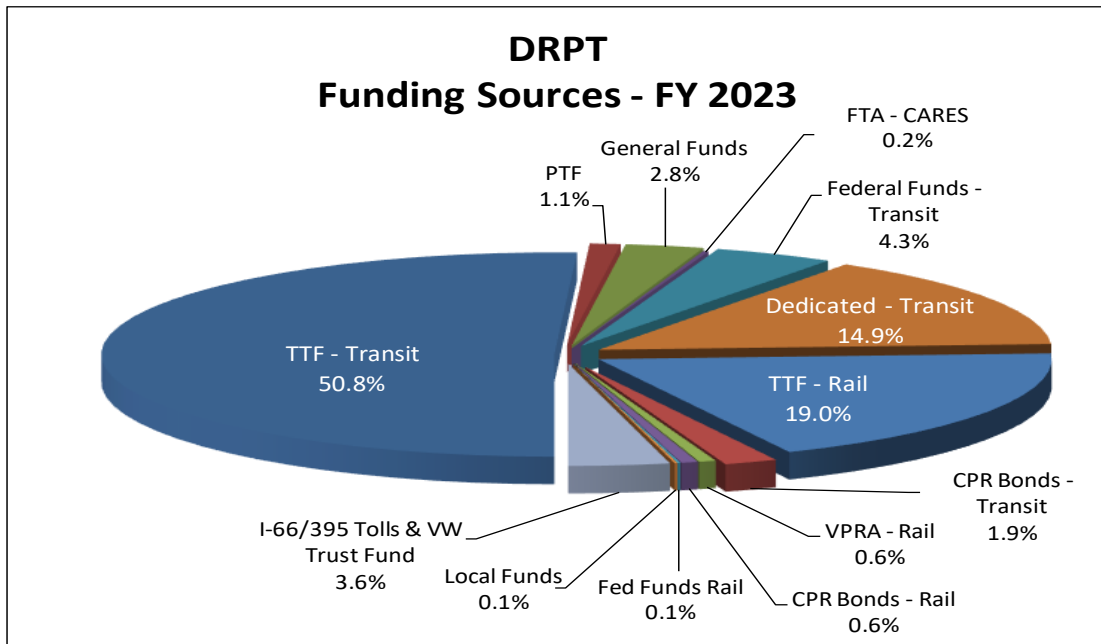
# ANNUAL BUDGET STATEMENT



**DRPT**  
**Budgeted Expenditures - FY 2023**



	(\$ in millions)			
	Adopted FY 2022	Recommended FY 2023	Increase / (Decrease)	Percentage Change
<b>Public Transportation Programs</b>				
Operating Assistance [Notes 1, 2, 3]	\$ 194.7	\$ 215.1	\$ 20.4	10.5%
Capital Assistance [Notes 1, 2, 4]	110.0	120.5	10.5	9.5%
Special Programs [Notes 1, 2, 5]	8.8	8.6	(0.2)	-2.3%
Ridership Incentive Programs [Notes 1, 2, 6]	8.5	21.8	13.3	156.5%
WMATA Assistance [Note 2, 7]	315.1	250.8	(64.3)	-20.4%
<b>Total Public Transportation Programs</b>	<b>637.1</b>	<b>616.8</b>	<b>(20.3)</b>	<b>-3.2%</b>
<b>Commuter Assistance Programs [Notes 1, 8]</b>	<b>12.5</b>	<b>11.6</b>	<b>(0.9)</b>	<b>-7.2%</b>
<b>Human Service Transportation Pgm [Notes 1, 9]</b>	<b>9.4</b>	<b>10.3</b>	<b>0.9</b>	<b>9.6%</b>
<b>Planning, Regulation, &amp; Safety Pgm [Notes 1, 10]</b>	<b>4.1</b>	<b>4.7</b>	<b>0.6</b>	<b>14.6%</b>
<b>WMATA Dedicated Funding [Note 11]</b>	<b>154.5</b>	<b>154.5</b>	<b>-</b>	<b>0.0%</b>
<b>Total Transit Programs</b>	<b>817.6</b>	<b>797.9</b>	<b>(19.7)</b>	<b>-2.4%</b>
<b>Rail Programs</b>				
Rail Preservation Programs [Notes 1, 12]	7.5	11.1	3.6	48.0%
Rail Industrial Access [Notes 1, 13]	2.3	2.6	0.3	13.0%
Planning and Freight Rail Programs [Notes 1, 14]	23.6	22.8	(0.8)	-3.4%
<b>Total Rail Programs</b>	<b>33.4</b>	<b>36.5</b>	<b>3.1</b>	<b>9.3%</b>
<b>Agency Operating Budget [Note 17]</b>	<b>17.5</b>	<b>18.3</b>	<b>0.8</b>	<b>4.6%</b>
<b>Agency Total Before VPRA Payments</b>	<b>868.5</b>	<b>852.7</b>	<b>(15.8)</b>	<b>-1.8%</b>
<b>VPRA Payments [Note 15]</b>	<b>174.5</b>	<b>184.5</b>	<b>10.0</b>	<b>5.7%</b>
<b>Agency Total</b>	<b>\$ 1,043.0</b>	<b>\$ 1,037.2</b>	<b>\$ (5.8)</b>	<b>-0.6%</b>



	(\$ in millions)			
	Adopted FY 2022	Recommended FY 2023	Increase / (Decrease)	Percentage Change
<b>TRANSPORTATION TRUST FUND</b>				
Commonwealth Mass Transit Fund [Notes 3, 4, 5, 6, 7, 8, 9, 10, 17]	\$ 551.3	\$ 512.4	\$ (38.9)	-7.1%
Special Programs - VDOT Transfers [Notes 4, 5, 8, 9]	6.9	11.6	4.7	68.1%
Rail Industrial Access [Note 13]	2.3	2.6	0.3	13.0%
Commonwealth Rail Programs [Notes 14, 15, 17]	177.8	186.9	9.1	5.1%
Rail Preservation Program [Notes 12, 17]	6.8	9.9	3.1	45.6%
<b>Total</b>	<b>745.1</b>	<b>723.4</b>	<b>(21.7)</b>	<b>-2.9%</b>
<b>2018 CHAPTER 854 DEDICATED FUNDING - Transit [Note 11]</b>	<b>151.1</b>	<b>154.5</b>	<b>3.4</b>	<b>2.3%</b>
<b>BOND PROCEEDS - Transit Capital and Rail [Notes 4, 9, 12]</b>	<b>22.8</b>	<b>26.4</b>	<b>3.6</b>	<b>15.8%</b>
<b>GENERAL FUNDS - Item 447.10 - Transit [Note 11]</b>	<b>3.4</b>	<b>29.0</b>	<b>25.6</b>	<b>752.9%</b>
<b>PRIORITY TRANSPORTATION FUNDS [Note 16]</b>	<b>-</b>	<b>11.8</b>	<b>11.8</b>	<b>100.0%</b>
<b>FEDERAL REVENUE</b>				
FHWA Funding (CMAQ/RSTP) [Notes 4, 8]	6.1	4.4	(1.7)	-27.9%
Federal Transit Administration [Notes 3, 4, 9, 10]	26.5	40.5	14.0	52.8%
Federal Transit Administration - CARES [Note 3]	43.7	1.9	(41.8)	-95.7%
Federal Railroad Administration [Note 14]	1.0	1.1	0.1	10.0%
<b>Total</b>	<b>77.3</b>	<b>47.9</b>	<b>(29.4)</b>	<b>-38.0%</b>
<b>LOCAL REVENUES [Notes 9, 14]</b>	<b>0.9</b>	<b>0.9</b>	<b>-</b>	<b>0.0%</b>
<b>TRANSFERS FROM OTHER AGENCIES</b>				
VDOT I-66/I-395 Tolls Transfers [Note 4]	28.9	37.0	8.1	28.0%
DEQ VW Trust Fund Transfers [Note 4]	1.9	-	(1.9)	-100.0%
Virginia Passenger Rail Authority [Note 15]	11.6	6.3	(5.3)	-45.7%
<b>TOTAL SOURCES</b>	<b>\$ 1,043.0</b>	<b>\$ 1,037.2</b>	<b>\$ (5.8)</b>	<b>-0.6%</b>

## Footnotes to the FY 2023 Annual Budget

(1) The budgeted amounts in this report include anticipated expenditures on all of the projects and grants that DRPT manages for FY 2023 and the revenue sources to cover these anticipated expenditures. A cash basis of accounting is utilized to develop the budgeted amounts. Therefore, the budgeted amounts will not agree to allocations in the SYIP due to the timing of cash expenditures versus allocations of funds. The actual cash outlays of many capital projects may lag behind the related allocation of resources by as much as five years. For example, DRPT will allocate Planning and Freight Rail Projects of \$9.1 million in FY 2023, but \$22.8 million is expected to be spent on Planning and Freight rail projects during FY 2023. The differences between the FY 2023 SYIP allocations and budgeted expenditures are as follows:

<b>Total Six Year Improvement Plan Allocations</b>	<b>\$ 1,055.3</b>
<b>Federal Funds Allocations with Grantee FTA Contracting</b>	<b>(18.3)</b>
<b>Agency Operating Budget</b>	<b>18.3</b>
<b>Rail Industrial Access</b>	<b>2.6</b>
<b>VPRA Recurring Payments</b>	<b>184.5</b>
<b>VPRA Allocations for Transforming Rail in Virginia Project</b>	<b>(240.4)</b>
<b>Current Year Allocations in Future Budgets</b>	
<b>VDOT Revenues to be spent in future years</b>	<b>(1.3)</b>
<b>Prior Year Allocations in the Current Budget</b>	
<b>Transit Revenue and Bond Allocations</b>	<b>26.3</b>
<b>Rail Revenue and Bond Allocations</b>	<b>10.2</b>
<b>Total Budgeted Expenditures</b>	<b>\$ 1,037.2</b>

It is important to note that DRPT's reliance on our transportation partners for accurate information will impact the accuracy of our budgeted expenditures. The vast majority of the DRPT budgeted expenditures are initiated by a reimbursement request from one of our project partners who controls the actual project development. As such, DRPT must gather information from these partners about the timing of almost 2,000 projects in order to estimate cash basis expenditures each year. Based on this operating format for DRPT, a variance of up to 15% would not be unreasonable. Ultimately, the goal for DRPT will be to work with our project partners to attain a variance of 10% or less by each year end.

(2) Funds are allocated by statute (§33.2-1526.1) with 46.5% for distribution to WMATA for capital purposes and operating assistance, a minimum of 27.0% for state operating assistance grants, 18.0% awarded as capital assistance grants, 6.0% for transit ridership incentives, and the balance of up to 2.5% awarded as special projects grants subject to CTB approval. Item 430.P of Chapter 1289 of the 2020 Virginia Acts of Assembly gives the CTB flexibility in applying these percentages to keep revenue streams relatively stable from FY 2020 for each program.

(3) The budgeted expenditure line item entitled Public Transportation Programs - Operating Assistance increased by \$20.4 million from FY 2022 to FY 2023 to \$215.1 million. This was mainly due to increased revenues and the use of \$1.9 million in federal assistance provided by the CARES program, which funds up to 100% of eligible rural operating expenses and is being used in lieu of other state and federal funding. The Operating Assistance line is also made up of Commonwealth Mass Transit Funds of \$165.1 million and \$19.1 million in federal assistance through the FTA 5311 Rural Assistance program.

## ***DRPT Footnotes to the FY 2023 Annual Budget (Continued)***

In FY 2022 DRPT was allocated \$32.4 million from Item 447.10 of the Biennial Budget to bring WMATA Dedicated funds to the FY 2021 level of \$154.5 million. Due to the revenue uplift in mid-year FY 2022, It is estimated that \$29.0 million of these funds will not be needed to supplement WMATA Dedicated funding and will be used by NVTC in the first quarter of FY 2023 to offset public transit operating costs in NOVA.

**(4)** Public Transportation Programs - Capital Assistance increased by \$10.5 million to \$120.5 million, which is due to the negative effect of the Coronavirus in FY 2021 on the ability of localities and transit agencies to engage in and fund longer-term projects and the revenue uplift in mid-year FY 2022. This line item consists of \$44.0 million of Commonwealth Mass Transit funds, \$18.9 million of Transportation Capital Projects bond proceeds, \$9.1 million of FTA funding, \$0.3 million of FHWA funding, \$11.0 million of priority transportation funds, and \$28.9 million of I-66 & I-395 tolls. Additionally, \$8.3 million in projects administered by DRPT with funding allocated through VDOT's SYIP (CMAQ, RSTP, and related state match) is included in this Service Area.

**(5)** Public Transportation Programs – Special Programs decreased \$0.2 million from FY 2022 to FY 2023 to \$8.6 million. Funding comes from the Commonwealth Mass Transit Fund (\$6.9 million), FTA funding (\$0.3 million), and funding allocated through VDOT (\$1.4 million). This service area includes Metrorail State Safety Oversight.

**(6)** Public Transportation Programs - Ridership Incentive Programs increased \$13.3 million from FY 2022 to FY 2023 to \$21.8 million. This line item consists of \$21.0 million of Commonwealth Mass Transit Funds, and \$0.8 million of priority transportation funds. The FY 2023 budget supports projects such as zero fare and reduced fare programs and improved transit service in urbanized areas of the Commonwealth with a population in excess of 100,000 and to reduce barriers to transit use for low-income individuals.

**(7)** WMATA Assistance decreased \$64.3 million mainly due to implementing Code of Virginia allocation percentages in FY 23 and adjusting CTB Directed funding. This Funding comes from the Commonwealth Mass Transit Fund to the Northern Virginia Transportation Commission for distribution to WMATA for capital purposes and operating assistance. Also included in FY 2022 and beyond is \$50.0 million of CMTF funding to replace the bond program that was used in prior years for the Federal State of Good Repair Program.

**(8)** The budgeted Commuter Assistance Programs line item decreased by \$0.9 million to \$11.6 million from FY 2022 to FY 2023. Commuter Assistance Programs include Commonwealth Mass Transit Funds of \$5.6 million and FHWA funding of \$4.1 million. Additionally, \$1.9 million in projects administered by DRPT with funding allocated through VDOT's SYIP (CMAQ, RSTP, Telework and related state match) is included in this service area.

**(9)** The budgeted Human Service Transportation Programs line item increased by \$0.9 million to \$10.3 million from FY 2022 to FY 2023. Funding includes \$7.8 million of FTA 5310 and 5311 awards. The match to these federal awards consists of \$0.8 million of Commonwealth Mass Transit State matching funds for the paratransit capital projects and enhanced transportation services for the elderly and disabled, Transportation Capital Projects Bond proceeds of \$0.9 million, as well as \$0.8 million of local match to the FTA 5310 funds.

**(10)** Planning, Regulation, and Safety Programs consists of the FTA 5303/5304 planning funds of \$4.2 million and Commonwealth Mass Transit state match allocations of \$0.5 million.

### ***DRPT Footnotes to the FY 2023 Annual Budget (Continued)***

**(11)** Chapter 854 of the 2018 Acts of Assembly establishes dedicated capital funding for WMATA. Expected revenues for FY 2023 are \$154.5 million. In FY 2022 DRPT allocated \$3.4 million of a total funding available of \$32.4 million from Item 447.10 of the Biennial Budget to bring WMATA Dedicated funds to the FY 2021 level of \$154.5 million. Due to the revenue uplift in mid-year FY 2022, it is estimated that \$29.0 million of these funds will not be needed to supplement WMATA Dedicated funding and will be used by NVTC in the first quarter of FY 2023 to offset public transit operating costs in NOVA.

**(12)** The 2006 General Assembly passed legislation (§33.2-1602) to establish the Shortline Railway Preservation and Development fund. The fund was created to support the retention, maintenance, and improvement of shortline railways in Virginia and to assist with the development of railway transportation facilities. This line item increased \$3.6 million to \$11.1 million from FY 2022 to FY 2023. The source of funding for the Shortline Railway Preservation fund is the Transportation Trust Fund of \$9.8 million. The additional \$1.3 million of planned expenditures is funded by Transportation Capital Projects Bond proceeds allocated by the CTB.

**(13)** The Rail Industrial Access Program funds construction of industrial access railroad tracks. The activities budgeted in this line item consist of Transportation Trust Fund allocations through VDOT of \$2.6 million.

**(14)** The budgeted Planning and Freight Rail Programs line item of \$22.8 million represents a decrease of \$0.8 million from FY 2022 to FY 2023. The source of funding to cover these expenditures includes \$1.9 million from the 7% allocation of the Commonwealth Rail Fund. The Commonwealth Rail Fund is funded by a 7.5% allocation from the Transportation Trust Fund. Additionally, this line item includes Federal Railroad Administration funds of \$1.1 million, I-66 toll proceeds of \$8.1 million, bond proceeds of \$5.3 million, expected VPRA transfers of \$6.3 million, and local matching funds of \$0.1 million.

**(15)** In July 2020, \$302.7 million of the rail cash balance was paid to VPRA and effectively became part of its capital structure. This cash balance included REF and IPROC funds received before June 30, 2020. Although all the funds were transferred to the VPRA, DRPT retained rail freight and planning projects. The VPRA will transfer funds (estimated to be \$6.3 million in FY 2023) to DRPT for these projects upon expenditure by DRPT until the projects are completed. In addition, the budget includes \$184.5 million of Commonwealth Rail Funds to be transferred to the VPRA in FY 2023

**(16)** In December 2021, the Commonwealth Transportation Board restored \$38.9 million of Priority Transportation Funds to the Commonwealth Mass Transit Fund. In FY 2023, it is estimated that \$11.8 million of project funding will be used for free fare projects and transportation facilities.

**DRPT Footnotes to the FY 2023 Annual Budget (Continued)**

(17) The CTB is authorized by §33.2-1604 of the *Code of Virginia* to approve up to 3.5% per year of the Rail Preservation Fund and Commonwealth Rail Fund and by §33.2-1526.1 G of the *Code of Virginia* to approve up to 3.5% per year of the Commonwealth Mass Transit Fund to support costs of project development, project administration, and project compliance. The Appropriation's Act language allows the CTB to allocate up to 5% of the Rail Preservation Fund, Commonwealth Mass Transit Fund, and Commonwealth Rail Fund for use to support the DRPT costs of project development, project administration, and project compliance. DRPT forecasts that \$26.1 million (5.0%) of revenues from these funds are available to support the programs' ongoing administrative costs. However, DRPT is forecasting that only \$18.3 million (3.9%) will be used to support the operating budget. The DRPT operating budget represents only 1.8% of the total \$1,037.2 million FY 2023 budget.

<b>Major Components of Agency Operating Budget</b>	
Payroll and Fringe Benefits	\$ 9,400,000
Operations Program Support	4,060,000
Information Technology Costs	1,300,000
Central Service Agencies Indirect Costs	900,000
Finance Program Support	780,000
Rent	560,000
Attorney Services	400,000
Travel and Training	327,000
Office Expansion	160,000
Other Program and Project Management Initiatives	392,122
Total	<u><u>\$ 18,279,122</u></u>
<b>Source of Funding for Agency Operating Budget</b>	
Commonwealth Mass Transit Fund	\$ 17,651,987
Commonwealth Rail Fund	486,085
Shortline Railway Preservation and Development Fund	141,050
Total	<u><u>\$ 18,279,122</u></u>